

OFFICE DOCUMENT AND EDP SHREDDERS









EBA 2339 S

EBA 2339 C

Attractively priced shredder with 400 mm feed opening

- large feed opening of 400 mm for convenient feeding of large paper formats
- SPS (Safety Protection System) package:
 - electronically controlled, transparent safety flap in the feed opening as additional safety element
 - automatic reverse and power cut-off (avoids paper jams)
 - automatic stop if the shred bin is full
 - electronic door protection via a magnetic proximity switch
 - double motor protection
 - energy saving mode
- multifunction control element EASY_SWITCH with integrated optical indicators for the operational status of the shredder
- automatic start/stop via a photo cell
- powerful 640 watt motor for continuous operation
- sturdy "Twin Drive System" with dust-proof gear box housing
- machine operated free of respirable dust
- high-quality wooden cabinet, movable on swivel castors
- convenient shred bin
- approx. 165 litres volume for the shreds
- high quality paper clip proof shredding shafts made from special hardened steel
- 6 mm strip cut and 4 x 40 mm cross cut versions suitable for safe shredding of CDs and DVDs
- shred speed 0.12 m/sec | 0.1 m/sec (Cross/Cut)
- attractive colour combination: silver / dark grey
- quality "Made in Germany"



TECHNICAL DATA	EBA 2339 S	EBA 2339 C	
Insertion width in mm	400	400	400
Cutting width in mm	6	4 x 40	2 x 15
Sheet capacity A4 sheets, 70 g/m ² 80 g/m ²	25-28 21-24	19-22 16-19	10-13 8-11
DIN security level	2	3	4
Shreds also	  	  	 
Motor capacity in watts	640	640	640
Power connection in volts/Hz*	230/50	230/50	230/50
Dimensions W x D x H in mm	640 x 590 x 970	640 x 590 x 970	640 x 590 x 970
Bag volume in litres	165	165	165
Weight in kgs	79	84	84