

### OFFICE DOCUMENT SHREDDERS













**EBA 2331 S**

**EBA 2331 C**

Performance – volume – easy operation:  
for formats up to A3

- **SPS- (Safety Protection System) package:**
  - electronically controlled, transparent safety flap in the feed opening as additional safety element
  - automatic reverse and power cut-off (avoids paper jams)
  - automatic stop if the shred bin is full
  - electronic door protection via a magnetic proximity switch
  - double motor protection
  - energy saving mode
- multifunction control element **EASY\_SWITCH** with integrated optical indicators for the operational status of the shredder
- automatic start and stop via a photo cell
- **ECC - Electronic Capacity Control** - indication of the used sheet capacity during shredding process
- 310 mm feed opening for A3 formats (lengthwise) or A4 (widthwise or lengthwise)
- sturdy steel cutting mechanism that swallows paper clips
- Lifetime guarantee on the solid steel cutting shafts
- suitable for safe shredding of CDs or DVDs
- powerful 640-Watt-motor for continuous operation
- sturdy "Twin Drive System" with dust-proof gear box housing
- high-quality wooden cabinet, mobile on castors
- convenient shred bin
- approx. 120 litres volume for the shreds
- attractive colour combination: silver / dark grey
- quality "Made in Germany"



| TECHNICAL DATA   | EBA 2331 S  |   | EBA 2331 C  |   |
|--|---|---|---|---|
|  | Insertion width in mm   | 310   | 310   | 310   |
| Cutting width in mm  | 4   | 4 x 40  | 2 x 15  | 2 x 15  |
| Sheet capacity<br>A4 sheets, 70 g/m <sup>2</sup>   80 g/m <sup>2</sup> | 30-32   26-28   | 25-27   21-23   | 15-17   13-15   | 15-17   13-15   |
| DIN security level   | 2   | 3   | 4   | 4   |
| Shreds also  |    |    |    |    |
| Motor capacity in watts  | 640   | 640   | 640   | 640   |
| Power connection in volts/Hz*  | 230/50  | 230/50  | 230/50  | 230/50  |
| Dimensions W x D x H in mm   | 538 x 470 x 930   | 538 x 470 x 930   | 538 x 470 x 930   | 538 x 470 x 930   |
| Bag volume in litres   | 120   | 120   | 120   | 120   |
| Weight in kgs  | 52  | 52  | 52  | 52  |