



KMAX[®]





Optional:
Electronic
Doorbell




Optional:
Weatherproof
Proximity Reader



KMAX[®] S50



KMAX[®] E50



Specification

	KMAX S50	KMAX E50
Power Supply	DC : Voltage 12V±10%<0.1A	
Max Load	Alarm Output: 100MA ElectroLock Output:5A	
Induction Distance	5-15CM	
Ambient Temperature	-20°C - 60°C	
Card Capacity	600 User Cards	6000 User Cards
RH	20% - 90%	
Weight	130g	150g
Dimension	118mm x 78mm x 25mm	120mm x 80mm x 27mm
LED Backlight	No	Yes
Weatherproof Keypad	No	Yes
Door Sensor Output	Yes	Yes